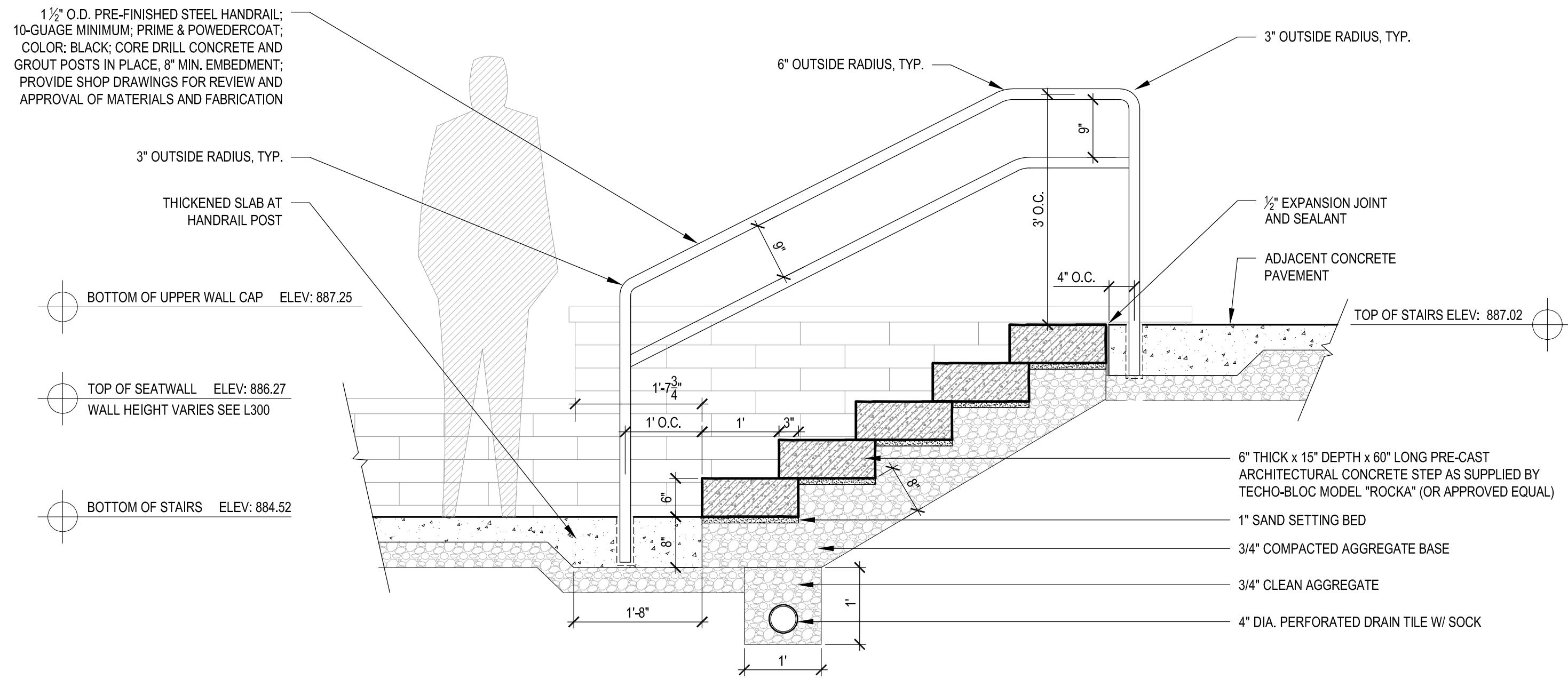


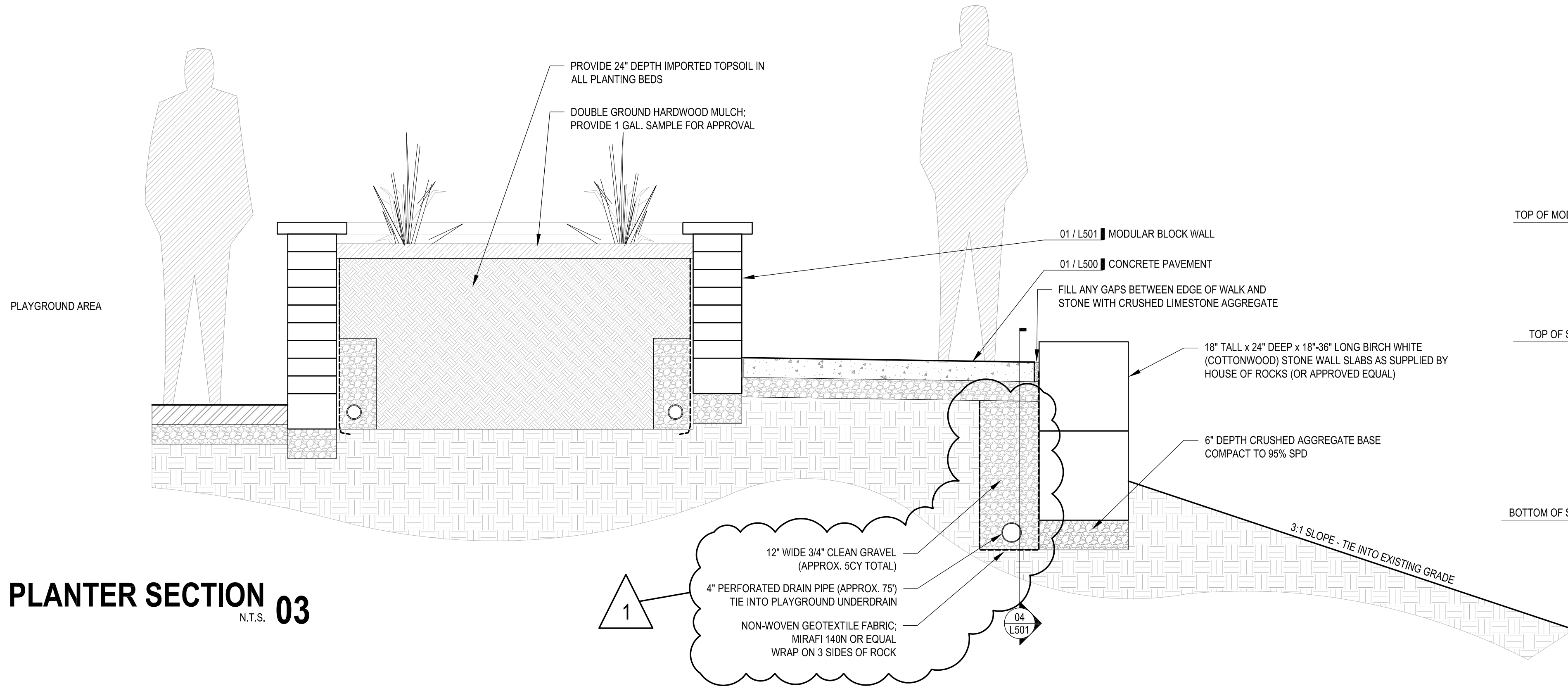
NOTES:

1. RETAINING WALL SHALL BE MODULAR RAFFINATO 90MM DOUBLE-SIDED WALL UNITS INSTALLED AS REQUIRED BY THE WALL UNIT MANUFACTURER. THE CONCRETE WALL MODULES SHALL BE THE FOLLOWING, OR AN APPROVED EQUAL:
MANUFACTURER: TECHO-BLOC
STYLE: RAFFINATO 90MM SMOOTH AND RAFFINATO SMOOTH DOUBLE-SIDED CAP
COLOR: GREYED NICKEL (WALL & CAP); (SUBMIT SAMPLES)
2. THE MODULAR WALL UNITS AND CAPS SHALL HAVE A SMOOTH FINISH.
3. WALL CAPS ALONG CURVED WALL SECTIONS SHALL BE CUT AS NEEDED TO PROVIDE TIGHT JOINTS BETWEEN UNITS. WALL UNITS AT CORNERS SHALL BE CUT AS NEEDED TO PROVIDE TIGHT JOINTS BETWEEN UNITS.
4. THE WALL SHALL BE DESIGNED BY THE INSTALLER ACCORDING TO THE WALL UNIT MANUFACTURER'S DESIGN CRITERIA. THE DESIGN SHALL BE SUBMITTED TO THE OWNER'S REPRESENTATIVE AS SHOP DRAWINGS FOR REVIEW. ALL DESIGN CALCULATIONS AND DESIGN CRITERIA (ANGLE OF FRICTION, SOIL WEIGHT, ETC.), SHALL BE SUBMITTED WITH THE SHOP DRAWINGS.
5. FACTORS OF SAFETY SHALL BE AS FOLLOWS:
1.5 AGAINST REINFORCEMENT GRID PULLOUT OR RUPTURE
1.5 AGAINST EXTERNAL SLIDING FAILURE
2.0 AGAINST OVERTURNING
6. THE DESIGN, DIMENSIONS, AND MATERIAL SHOWN IN THIS DETAIL ARE GENERAL IN NATURE. THE AGGREGATE MATERIALS AND INSTALLATION SHALL BE AS PER WALL UNIT MANUFACTURER'S REQUIREMENTS.
7. REFER TO SHEET L300 FOR HEIGHT OF WALL AND PLAN SURFACE ELEVATIONS.

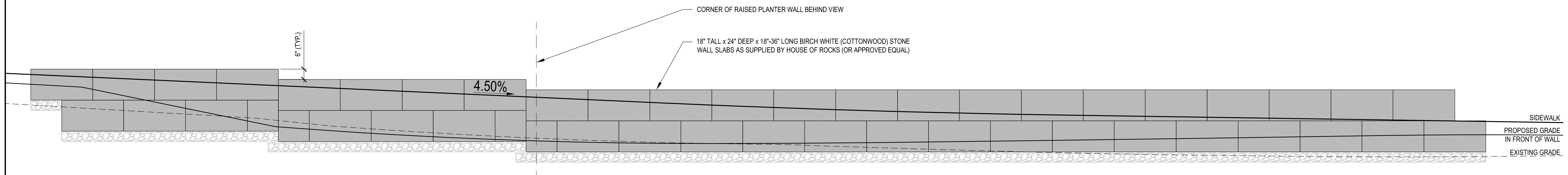
MODULAR BLOCK WALL 01
N.T.S.



PRE-CAST ARCHITECTURAL CONCRETE STAIRS 02
N.T.S.



NORTH PLANTER SECTION 03
N.T.S.



LEDGESTONE WALL ELEVATION - LOOKING SOUTH FROM QUINDARO BLVD. 04
N.T.S.

ISSUE FOR BID

Revision Number	Description	Date
1	ADDENDUM 1	8/15/2024

4/24/2024 Date
P-23055 Project Number

LR Drawn By
CP Checked By

File Name

SITE DETAILS

L501